

# LIU

## Facts in Brief

### Academic Year 2012-2013

**Fall 2012 Student Enrollment\***  
Credit and Non-Credit

	Undergraduate	Graduate	Undergraduate/ Graduate Total
Brooklyn	4,278	2,747	7,025
Pharmacy	791	711	1,502
Post	4,429	2,697	7,126
Brentwood	30	310	340
Riverhead	51	171	222
Rockland	-	268	268
Westchester	-	212	212
<b>Total</b>	<b>9,579</b>	<b>7,116</b>	<b>16,695</b>

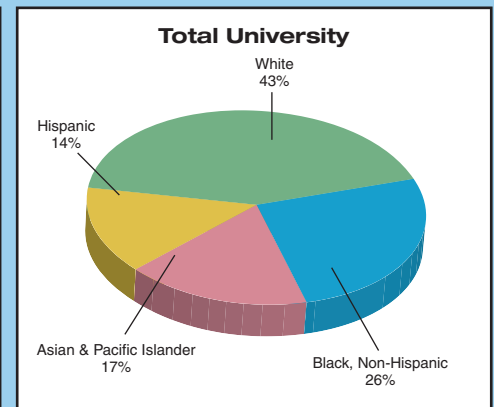
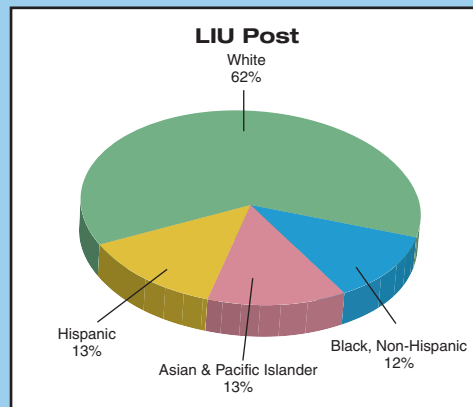
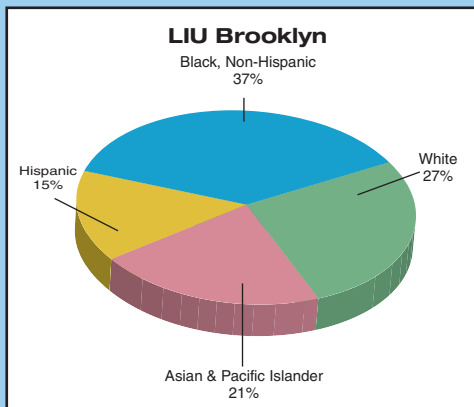
Continuing Education and High School Students in Credit-Bearing Programs	<u>7,610</u>
	<b>24,305</b>

\*Figures are as of the end of the eighth week of classes.

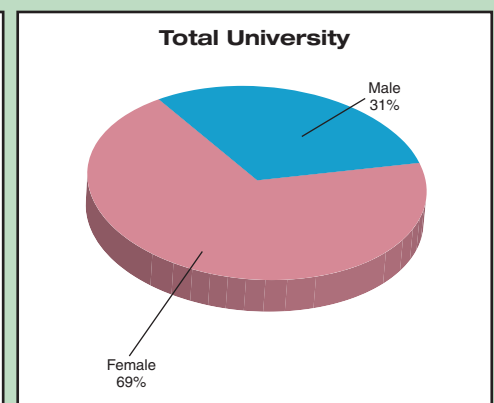
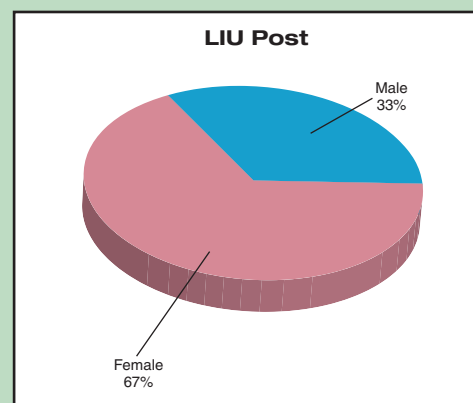
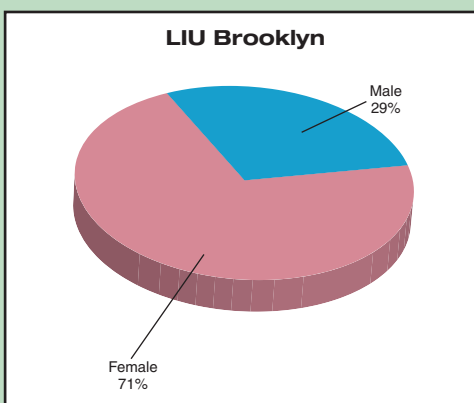
**Fall 2012 Student Enrollment**  
Full-Time and Part-Time

	Undergraduate		Graduate	
	Full-Time	Part-Time	Full-Time	Part-Time
Brooklyn	82%	18%	52%	48%
Pharmacy	99%	1%	89%	11%
Post	89%	11%	46%	54%
Brentwood	60%	40%	44%	56%
Riverhead	78%	22%	8%	92%
Rockland	-	-	38%	62%
Westchester	-	-	35%	65%

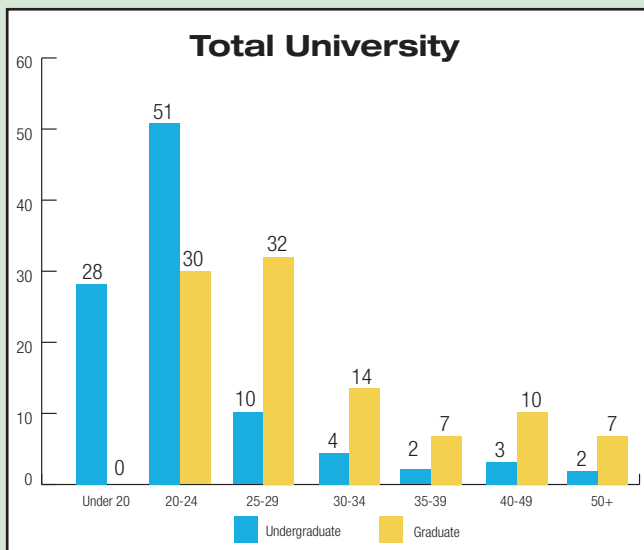
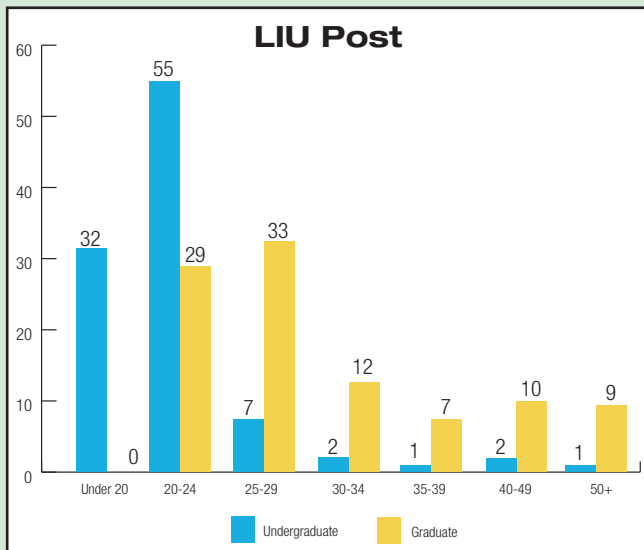
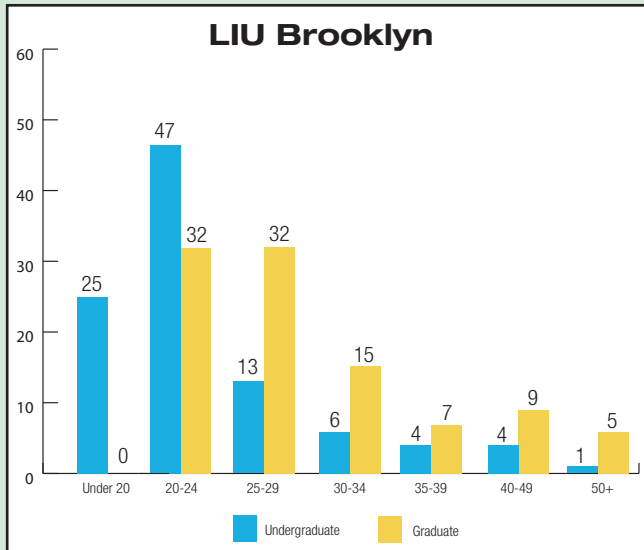
### Student Diversity



### Student Gender



## Student Age (percentage in each age group)



## Living Alumni

Brooklyn	55,856
Pharmacy	11,280
Post <sup>1</sup>	106,720
Friends World/LIU Global	1,465
Riverhead	309
Rockland	3,748
Westchester	1,609
Southampton	10,638
<b>Total</b>	<b>191,625</b>

<sup>1</sup> Includes Brentwood.

## Average Class Size Student/Faculty Ratio

	Average Undergraduate Class Size <sup>1</sup>	Average Graduate Class Size <sup>1</sup>	Overall Student/Faculty Ratio <sup>2</sup>
Brooklyn	20.7	16.5	12:1
Post	19.1	12.0	12:1

<sup>1</sup> Excludes independent studies, dissertation and thesis classes, music lessons, internships, student-teaching classes and high school sections.

<sup>2</sup> Student/Faculty Ratio is based on Student FTE divided by Faculty FTE.

## Full-Time Faculty by Rank

	Senior Prof.	Prof.	Assoc. Prof.	Assist. Prof.	Instr.	Visiting Prof.	Total
Brooklyn	4	70	101	72	4	1	252
Pharmacy	—	8	13	27	—	—	48
Post	10	103	125	60	1	3	302
Brentwood	—	—	—	—	—	—	0
Riverhead	—	1	2	2	2	—	7
Rockland	—	—	3	2	—	—	5
Westchester	—	3	1	3	—	—	7
<b>Total</b>	<b>14</b>	<b>185</b>	<b>245</b>	<b>166</b>	<b>7</b>	<b>4</b>	<b>621</b>

Note: Includes faculty members on sabbatical, 14 full-time librarians at LIU Brooklyn and 26 full-time librarians at LIU Post.

## Degree and Certificate Programs Registered by the New York State Education Department

	Assoc.	Bach.	Under. Cert.	Dual	Master	Doctoral	Adv. Cert.	Total
Brooklyn <sup>1</sup>	4	69	1	7	87	3	21	192
Pharmacy	0	0	0	0	3	2	0	5
Post	1	86	2	26	61	3	19	198
Post at NYU	0	0	0	0	2	0	0	2
Brentwood	0	1	0	0	12	0	4	17
Riverhead	0	2	0	0	4	0	3	9
Rockland	0	0	0	0	7	0	5	12
Westchester	0	0	0	0	21	0	24	45
Hudson*	0	0	0	0	13	0	5	18
<b>Total</b>	<b>5</b>	<b>158</b>	<b>3</b>	<b>33</b>	<b>210</b>	<b>8</b>	<b>81</b>	<b>498</b>

<sup>1</sup> Includes LIU Global.

\* Programs dually registered to Rockland and Westchester campuses.

## Degrees Awarded<sup>1</sup> September 1, 2011 to August 31, 2012

	Brooklyn <sup>2</sup>	Pharmacy	Post	Brentwood	Riverhead	Rockland	Westchester	Total
Associate's degrees	13	–	2	–	–	–	–	15
Bachelor's degrees	723	–	881	5	13	–	–	1,622
Master's degrees	828	134	983	174	59	130	72	2,380
Certificates	40	–	156	–	15	29	18	258
Doctoral degrees	53	6	23	–	–	–	–	82
First-professional degrees	–	204	–	–	–	–	–	204
<b>Total</b>	<b>1,657</b>	<b>344</b>	<b>2,045</b>	<b>179</b>	<b>87</b>	<b>159</b>	<b>90</b>	<b>4,561</b>

<sup>1</sup> Bachelor's and master's degrees awarded in dual-degree programs are counted separately.

<sup>2</sup> Includes LIU Global.

### Tuition, Room and Board<sup>1</sup> ...

	Tuition Undergraduate	Tuition Graduate	Room	Board
Brooklyn	\$974/credit	\$1,068/credit	\$7,220	\$4,480
Pharmacy	\$31,202/academic year	\$1,239/credit	\$7,220	\$4,480
Post	\$31,202/academic year	\$1,068/credit	\$7,680	\$4,560
Brentwood	\$31,202/academic year	\$1,068/credit	–	–
Riverhead	\$31,202/academic year	\$1,068/credit	–	–
Rockland	–	\$1,068/credit	–	–
Westchester	–	\$1,068/credit	–	–

**... offset by \$99 million in institutionally provided and administered financial aid.**

<sup>1</sup> Rates do not include University fees (\$360 to \$720 per term) and fees for student activities and specific programs. Tuition rates may differ for certain programs. Full-time tuition rates and room and board charges are per academic year. Room and board costs are for standard double occupancy and meals.

### Average Adjusted Gross Family Income of Students Receiving Financial Aid

Brooklyn	\$45,000
Pharmacy	\$51,500
Post	\$81,000

### Students in Credit Programs Receiving Financial Aid, Including Student Loans

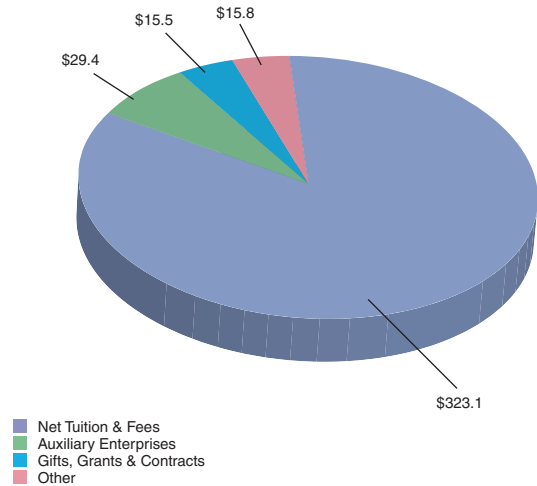
	Undergraduate	Graduate
Brooklyn	88%	72%
Pharmacy	94%	92%
Post	85%	63%

## University Unrestricted Revenues and Expenses Year Ended August 31, 2012

### Operating Revenues (in millions)

Tuition & Fees (net of approx. \$99 million of institutional financial aid)	\$ 323.1
Auxiliary Enterprises	\$ 29.4
Gifts, Grants & Contracts	\$ 15.5
Other	\$ 15.8

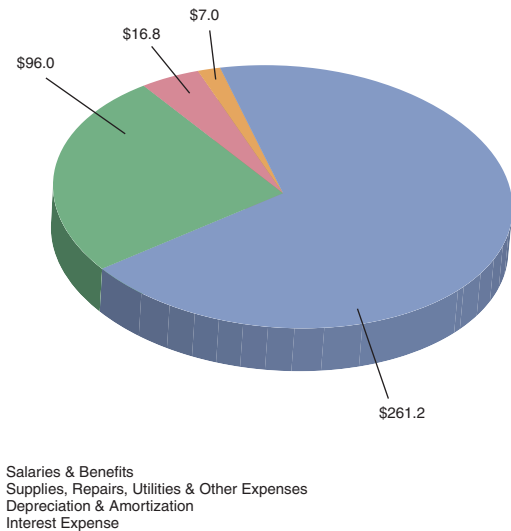
**Total Operating Revenues** **\$ 383.8**



### Operating Expenses (in millions)

Salaries & Benefits	\$ 261.2
Supplies, Repairs, Utilities & Other Expenses	\$ 96.0
Depreciation & Amortization	\$ 16.8
Interest Expense	\$ 7.0

**Total Operating Expenses** **\$ 381.0**



<b>Employees</b>	<b>Full-Time</b>	<b>Part-Time</b>	<b>Total</b>
Faculty (including librarians)	621	969	<b>1,590</b>
Administraton	801	39	<b>840</b>
Clerical/Technical	316	228	<b>544</b>
Maintenance	287	0	<b>287</b>
Graduate Assistants	0	140	<b>140</b>
<b>Total</b>	<b>2,025</b>	<b>1,376</b>	<b>3,401</b>

### About LIU

In its ninth decade of providing access to the American dream through excellence in higher education, LIU is a multicampus, diverse, doctoral institution of higher learning. One of the largest and most comprehensive private universities in the country, the University offers nearly 500 undergraduate, graduate and doctoral degree programs and certificates, and educates over 24,000\* students in degree-credit and continuing education programs in Brooklyn, Brookville (LIU Post), Brentwood, Riverhead, and Rockland and Westchester (LIU Hudson). Other academic units include LIU Pharmacy (the Arnold & Marie Schwartz College of Pharmacy and Health Sciences), which prepares students for successful careers in the fields of pharmacy and health care; LIU Global, which provides a wide range of study abroad options at overseas centers in China, Costa Rica and India, and through programs in Australia, Ecuador, Peru, Taiwan, Thailand and Turkey; and LIU Online, which harnesses the latest technology to offer online and blended programs.

LIU's 621 full-time faculty members provide outstanding instruction, which is supplemented by internships and cooperative education opportunities. The accomplishments of more than 191,000 living alumni are a testament to the success of its mission – providing the highest level of education to people from all walks of life. The institution also provides enrichment for students and the community through the world-class arts programming at LIU Tilles Center, NCAA Division I and II athletic teams and the nationally renowned George Polk Awards in journalism.

\*This number includes high school students enrolled in one or more degree-credit courses.



[liu.edu](http://liu.edu)